

HELLER BURN

2022

SURVIVAL GUIDE

THE 10 PRINCIPLES OF BURNING MAN



RADICAL INCLUSION

Anyone may be a part of Burning Man. We welcome and respect the stranger. No prerequisites exist for participation in our community.



GIFTING

Burning Man is devoted to acts of gift giving. The value of a gift is unconditional. Gifting does not contemplate a return or an exchange for something of equal value.



DECOMMODIFICATION

In order to preserve the spirit of gifting, our community seeks to create social environments that are unmediated by commercial sponsorships, transactions, or advertising. We stand ready to protect our culture from such exploitation. We resist the substitution of consumption for participatory experience.



RADICAL SELF-RELIANCE

Burning Man encourages the individual to discover, exercise and rely on his or her inner resources.



RADICAL SELF-EXPRESSION

Radical self-expression arises from the unique gifts of the individual. No one other than the individual or a collaborating group can determine its content. It is offered as a gift to others. In this spirit, the giver should respect the rights and liberties of the recipient.



COMMUNAL EFFORT

Our community values creative cooperation and collaboration. We strive to produce, promote and protect social networks, public spaces, works of art, and methods of communication that support such interaction.



CIVIC RESPONSIBILITY

We value civil society. Community members who organize events should assume responsibility for public welfare and endeavor to communicate civic responsibilities to participants. They must also assume responsibility for conducting events in accordance with local, state and federal laws.



LEAVING NO TRACE

Our community respects the environment. We are committed to leaving no physical trace of our activities wherever we gather. We clean up after ourselves and endeavor, whenever possible, to leave such places in a better state than when we found them.



PARTICIPATION

Our community is committed to a radically participatory ethic. We believe that transformative change, whether in the individual or in society, can occur only through the medium of deeply personal participation. We achieve being through doing. Everyone is invited to work. Everyone is invited to play. We make the world real through actions that open the heart.



IMMEDIACY

Immediate experience is, in many ways, the most important touchstone of value in our culture. We seek to overcome barriers that stand between us and a recognition of our inner selves, the reality of those around us, participation in society, and contact with a natural world exceeding human powers. No idea can substitute for this experience.

It is of **CRITICAL IMPORTANCE** that you read this guide **BEFORE** attending *Freezer Burn 2022:* *Phoenix Rising.*

We need you to be **WELL-INFORMED** so every participant has a great experience. This guide will help you to:

- Know what to do in case of an emergency (call 911 or find First Response, see **Section 1** on *pg 4*)
- **ENSURE YOU HAVE YOUR TICKET** (**absolutely no Gate sales**, *pg 8*)
- Respect our community and Freezer Burn participants (see our **Code of Conduct**, *pg 10-11*)
- Come prepared (see our **Packing Checklist**, *pg 17*)
- Enjoy Freezer Burn safely (*pg 19*)

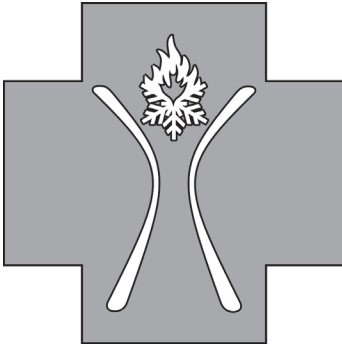
Please strongly encourage **EVERYONE** in your group to read this *Survival Guide* prior to Freezer Burn.



SECTION 1: FIRST RESPONSE

Location at Event: Big white tents EAST OF THE GREETER'S STATION

(look for this symbol)



- 1. First Aid/EMT**
- 2. Rangers**
- 3. Sanctuary**
- 4. Oracle**

(see pg 5 for details)

These volunteer and professional teams provide not only medical and safety but other support.

Our First Response teams are essential to the success of this event!

FIRST RESPONSE CAMP

Camp Location: Big white tents EAST of the Greeter's Station

Hours: Available for the duration of the event 24 hours a day

Our First Response crew is equipped with radios and, in the event of an emergency, will direct outside emergency services to the site.

**In the event of a
life-threatening emergency,
if you have a cell phone
CALL 911
and then locate a Ranger right away.**

In a choice between tearing your tent apart to find a cell phone and spreading out to find a Ranger, please enlist the help of other participants to find a Ranger.

There are reports of comfy chairs and a fire at First Response Camp so come and meet, heckle, tease, feed, gift, and hang out for a while! Please note: **First Response Camp is a Dry Zone at Freezer Burn**; this means no alcohol or drugs should be consumed around the fire or near Sanctuary, Oracle or First Aid.

Volunteer and Professional Crews centralized at this camp:

1. First Aid/EMT

First Aid: Volunteers with first aid training will assist you in case of medical emergencies (either at the First Response camp or wherever needed).

- Trained volunteers will be on hand pre- and post-event (early entry and exodus)

EMTs: During the official event period, medical services will be provided by professional EMTs.

- They know what they are talking about, so keep that in mind when they advise you on the best way to keep healthy
- Be respectful—they have the authority to have you removed from the event

2. Rangers

- Rangers are the eyes and ears of the event
- Please call out (literally) to a Ranger for help in the event of an emergency or problem
- They are there to facilitate a positive and safe environment for fellow participants, including conflict resolution




3. Sanctuary

- A safe, supportive, confidential place and headspace away from over stimulation, unusual/unexpected sights, sounds, and situations if needed
- So if you start to feel overwhelmed—especially if in crisis—look within yourself, your campmates, and Sanctuary


4. Oracle (part of Rangers)

- You will see them with walkie-talkies at First Response camp
- Oracle volunteers, using radio dispatch, are the nexus of information for both volunteers and participants

FREEZER BURN RANGERS
NOW HAVE AN EASY-TO-
SPOT BRIGHT GREEN SHIRT
WITH GOLD EMBLEM. CALL
OUT "RANGER" IF YOU NEED
HELP!



FREEZER BURN 2019 ART





SECTION 2: TICKET INFORMATION

TICKET SALES

There are **NO** ticket sales at the Gate. **ZERO**. Everyone **MUST** have a ticket when they come to Gate, except for registered Kids (12 and under). This ticket can be hardcopy, or the code you were emailed once you purchased an online ticket. Guard this code or ticket: they can only be used once. Limited Income ticketholders have their ticket codes emailed to them as well, and the ticket is keyed to the legal name of the successful applicant. **You need a ticket**. Gate doesn't care about why you are special.

TICKET SWAPS

You may sell your hard copy ticket at any time for **no more than face value**. Online tickets can be transferred before event, following the instructions on the vendor's site. If you sell or gift your ticket, **make sure this Survival Guide is passed along**. It is just as important as the ticket.

The Ticket Information Exchange Program (TIES): ONLY becomes active once the event sells out, and helps match ticket sellers with volunteers who need tickets. If you have tickets that you're not using, this is a great way to ensure they get placed with volunteers who need them. To buy a resale ticket through this program, you must be signed up as a volunteer. If you're interested in selling your ticket, please email freezerburntickets@gmail.com for information.

PHOTO ID

You need to present your **photo ID** with your ticket. Accepted photo ID includes Driver's License, Status Card or Passport.

KIDS

All kids 12 and under are free (but **MUST be registered** in advance OR at the Gate) so that we can account for every individual on site.

SECTION 3: RESPECT OUR COMMUNITY

THE TEN PRINCIPLES

Our community ethos is built on The Ten Principles, a set of commonly understood values reflected in the Burning Man experience. Burning Man Founder Larry Harvey wrote the 10 Principles in 2004 not as a dictate but as a reflection of the community's ethos and culture as it had organically developed since the event's inception. (Please get to know our ethos and culture by taking your time perusing **The 10 Principles**, pg 2).

BOUNDARIES AND CONSENT

- Ask! We promote an ask culture. Don't assume someone is comfortable with your physical touch, attention, photo/video documentation
- Communicate your perception, comfort level, expectations, boundaries
- Respect the moment (comfort levels may vary at different times with different people)
- Get Consent! NO means NO. YES means YES! Verbal consent is necessary!

- Consent isn't about not hearing "no", it's about hearing an enthusiastic "YES!"
- If someone has made it clear they are not interested—further cajoling, pleading, begging, guilt, shaming, etc. is unacceptable
- Use your head, find an enthusiastic partner, and make decisions that don't harm others
- Above all, remember: Under Canadian law, a person under the influence of drugs or alcohol cannot consent to sexual contact
- If you need to address a consent issue, find a First Response volunteer for support

FREEZER BURN MEDIA POLICY

Freezer Burn is a private event, and photographers, videographers and documentarians wishing to capture images intended for public distribution are required to sign use agreements that will be emailed upon approval of a project. Our review and written permission is required to use any image from the event publicly regardless of its commercial intent; no public use of images is allowed without this written consent.

Freezer Burn has a **no drone policy**. Refrain from using a drone during the festival.

If you are shooting film or video only to show your friends and family, you do not need to register as press. Personal use, still cameras—cameras which use film or digital means and only capture still imagery—are permitted and do not require a written agreement, but any image use beyond personal use must be approved in writing post-event.

PLEASE BE RESPECTFUL. Freezer Burn is a place for Radical Self-Expression. **ASK!** Do not assume that every participant is comfortable with photo/video documentation of their experiences. If you are uncomfortable with being photographed, respectfully let the photographer know. If you need help speaking up, ask for a Ranger.


To apply for a Media Pass, go to www.freezerburn.org. Passes may be available on site - ask at Oracle!

SMOKING

Theme Camps and Sound Stages set their own smoking policies within their own spaces. Please respect their rules and comply with their wishes. In public spaces, please be respectful and aware of others around you. And in all cases, Leave No Trace.

MARIJUANA

Marijuana is allowed at Freezer Burn, but must be consumed in your private camp space. Please refrain from toking up on the streets, or puffing at the stages. No one should have to experience weed smoke who does not want to. Please be considerate where your smoke is going.



CODE OF CONDUCT

LEA and Freezer Burn Code of Conduct

This code of conduct outlines expectations for participant behaviour at all League of Extraordinary Albertans (LEA) events and initiatives, as well as in the year round Burning Man community that exists beyond these events, including, but not limited to, social media. The LEA believes all participants, including volunteers, have the capacity to create and maintain a space that is welcoming for all other attendees. We will not discriminate on gender, sexual orientation, ability, ethnicity, socioeconomic status, age, or religion.

We are guided by the **10 Principles of Burning Man**. When conflict arises, we use **FLAME**: **F**ind out, **L**isten, **A**nalyze, **M**ediate, **E**xplain.

Participation in LEA events and initiatives is open to any interested party and is a privilege. Continued attendance can be revoked if a participant fails to respect other attendees or behaves in a way that endangers themselves, the event, or the broader community.

Expected behaviour includes, but is not limited to:

- Consideration and respect: of fellow participants, the land and/or venue, the activity/discussion or post, the local community impacted by the event.
- Refraining from non-consensual demeaning, discriminatory, or harassing behaviour.
- Safety: Being mindful of your surroundings, your boundaries, your fellow participants.
- Consensual interaction: Consent is permission for something to happen or agreement to do something.
 - Consent must be mutual, affirmative, and given consciously.
 - Consent can be revoked at any time.
 - Consent must be clearly obtained in any sexual context; for video or photography; in situations involving physical contact.
 - Individuals who are intoxicated or altered may be incapable of consenting.
 - Silence is not consent. Always ask and wait for an enthusiastic yes.
 - Obtaining consent can depend on the type of activity/event taking place. It may look like maintaining a perimeter using highly visible signs, and/or people actively engaging with participant traffic and onlookers. It can mean restricting the audience, simply by location. Thinking about the possible reach of the activity/event may help to figure out what measures to put in place.
 - Know your boundaries, express and maintain them.

Unacceptable behaviour, actionable by the LEA Conduct Committee includes, but is not limited to:

- Predatory behaviour, defined as any unwanted and nonconsensual form of the following: intimidation, harassment, stalking, verbal or physical abuse, violence against people or other's property.
- Non-consensual physical contact, including unwelcome sexual interaction.
- Abuse or neglect of LEA or venue property, physical or otherwise, such as vandalism, theft of event property, abusing the ticketing process, or impersonating a lead or event organizers.
- Disrespecting the community surrounding the event such as dumping trash in local

- dumpsters, trespassing, or repeated violations of the event's sound ordinance.
- Wanton, flagrant, or repeated disregard for one's own safety or well-being in a manner that demands the intervention of other participants, community members, volunteers or outside agencies, such as intervention by local law enforcement or fire department staff.
- Repeated or egregious violations of any and all policies put in effect by event organizers.

Consequences of unacceptable behaviour:

- Unacceptable behaviour will not be tolerated. This includes expressions of this behaviour at the event as well as pre- or post-event via phone, social media, or face-to-face communication.
- Anyone asked to stop unacceptable behaviour is expected to comply immediately.
- If a participant engages in unacceptable behaviours, the event organizers may take any action they deem appropriate to ensure the safety of the event and its participants. This action may include expulsion from the event without refund, revoking tickets, or removing a volunteer from their shift.
- The incident may be reported to the Conduct Committee for investigation.

If a participant's behaviour is found to be predatory, an expulsion for the present or following years may be instituted. There may be an opportunity to appeal and show progress towards resolution of these issues after the following year's event.

The LEA or individuals may pursue potential legal action.

What to do if you witness or are subjected to unacceptable behaviour:

If you are subjected to unacceptable behaviour, notice that someone else is being subjected to it, or have any other concerns:

- First, speak up. Ask the person to stop. Say no.
- If you feel unsafe, leave the situation.
- If you feel uncomfortable but the person's behaviour does not cross a line, step away from the situation.
- If you need help, ask for it. If someone asks you for help, do your best to help or find someone who can.
- If at an LEA event, report your concerns on-site and as soon as possible to a Ranger, or event Producer if none available. If you're at Freezer Burn and cannot find a Ranger, go to First Response and talk to Oracle who will call for an available Ranger. These individuals are prepared to assist participants and listen to your concerns.
- If it happens on the LEA Facebook pages and groups, report your concern to one of the page/group administrators. All reports will remain confidential. You may also email the Conduct Committee at LEAconduct@gmail.com.
- If you are unable to report an incident at an event, or decide post-event that you would like to report an incident, use the online Incident Report Form (<http://www.extraordinaryalbertans.ca/incident-report-form/>). You may also email the Conduct Committee at LEAconduct@gmail.com. They are here to support you.
- If you or a chosen advocate would like to call in law enforcement or request professional medical treatment, the LEA will support you taking that action.

The LEA thanks you in advance for your adherence to this code of conduct. Together we can create an event and community that is welcoming and safe for all participants.

KIDS AT FREEZER BURN

Freezer Burn prides itself on being a family-friendly event.

- Participants, please be aware of who may be watching your behaviour and conduct yourselves accordingly. Parents, please be aware there may be mature themed activities and camps. Participants may not be aware of kids watching or may not wish to curtail their own free expression to accommodate minors.
- People **UNDER the age of 18 years old MUST be accompanied by a person OVER the age of 18 years old** throughout the duration of the event. If you fail to adequately supervise minors in your care, you may be removed from the event.
- Parents, we understand that sometimes kids will “lose you”. Be sure they know where First Response is and how to recognize a Ranger (bright green shirt with gold emblem). Read this *Survival Guide* with them.
- Although children 12 and under enter for free, they should be registered prior to arriving at Gate by emailing freezerburntickets@gmail.com by **June 10**.
- The Nethers is an adult-centric camp where more mature themes are the norm. The Nethers is not suitable for those under 18 years old. This does not mean adult themes will **ONLY** be happening in The Nethers. This is a festival of free expression, so be ready to answer those awkward questions your little adventurers may come up with!

Kidsville

Children are an essential part of our community at Freezer Burn and we hope to make the family experience better every year. If you would like to see if there is space to camp with or near Kidsville, please send an email as early as possible to freezerburnkidsville@gmail.com. If registration is full, we welcome and encourage day-time drop by hellos from families!

ADULTS AT FREEZER BURN

Radical Self-Expression (pg 2) is an essential Principle of Freezer Burn, and may happen anywhere on the grounds! That being said, it's up to everyone to get along and respect each other. Be aware of minors around you, and be considerate.

The Nethers

This space is a participant run theme village, and is geared towards adults and mature themes. This is the area specifically intended for the eyebrow raising, adult only, fun stuff, and for adults who want to camp only with other adults. There will be no persons under the age of 18 camping here. Camps within The Nethers are encouraged to bring their adult themed events and workshops, and work together to make this space a village. There will also be some adult-only free camping within The Nethers available. Do you have an adult event, and need a space? Contact the camps registered in The Nethers at campnethers@gmail.com, and come play!

Please note: for your mature or adult-intended event, **anywhere on the grounds**, we recommend posting a person or sign at the entrance to your event advising of its adult nature, to allow guardians of minors to make appropriate decisions and steer their minors away. This way adults can play freely!

SECTION 4: PREPARATION

WHAT'S THE WEATHER LIKE

- It's June in Alberta! It will be sunny, rainy, and windy all on the same day; nights are quite cold and hail happens. We usually get one massive storm somewhere in the weekend. Tents, awnings, and entire carports have been wrecked or blown away at Freezer Burn - bring rebar/solid stakes, ropes and guy lines to stake down your structures. Tents rated for heavy winds are recommended.
- Check weather patterns before you pack. Heavier fur coats / winter coats, onesies, and water proof winter boots are a wonderful addition for late night dancing regardless of the weather.


WHAT'S ON-SITE

- Porta-Potties. (Please be respectful and use the porta-potties provided.)
 - ☐ If it wasn't made by your body, don't put it in the potty.
 - ☐ Use only single-ply toilet paper.
 - ☐ No tampons, wipes, or trash! (Ziplocks, pack 'em in, pack 'em out, old school.)
 - ☐ Lid down when you're done!
 - ☐ Due to the delicate ecosystem of the ranch, do NOT use the general area as your toilet—pissing included.
- Fire pits will be pre-placed in designated areas. Do not move the fire rings! (NO fires at camp sites; CSA-approved camp stoves or BBQs only.)
 - ☐ Fire pits are for cooking food or hanging out.
 - ☐ They will be managed by ranch owners in part, but are the responsibility of every participant. If you are enjoying a bonfire at any time, please ensure that one person is committed to tending to it or extinguishing it when it's no longer being used. No fire should be left unattended, especially at the end of the event if participants are burning excess wood.
 - ☐ Please take care to keep the area clean.
- The Battle River. (As we are camping close by, be cautious of water levels and keep a close eye on children.)

WHAT'S NOT ON-SITE

- RV hookups, power, electricity, etc
- Running water (no showers)
- Food vendors
- Picnic tables







PACKING FOR FREEZER BURN

We've created a handy **Packing Checklist**, pg 17. Use this checklist when you are packing, so that you are well prepared for surviving and thriving at Freezer Burn.

This checklist contains:

- What you **MUST bring** (ticket, photo ID, food, water, shelter, etc.)
- What we **STRONGLY SUGGEST you bring** (bring-your-own-cup, ear plugs, costumes, etc.)
- List of **DO NOT bring** items (for more specific details on what you are not permitted to bring to Freezer Burn and some special cases, please see the section following our Packing Checklist, **DO NOT Bring Detailed List**, below)

DO NOT BRING DETAILED LIST

- Illegal substances
 - ☐ Comply with all local laws and any reasonable requests
- Dogs/Other Pets
 - ☐ Registered Service Animals are allowed, with valid Government issued Service Team Identification card—please discuss with us beforehand at freezerburnproducer@gmail.com, so we can accommodate
 - ☐ Otherwise? Zero animals allowed. Leave at home! There are no kennels nearby and you will have to drive them back. (including pocket/teacup sizes)
- People without tickets
 - ☐ You will not find a ticket at the Gate. *We will not pity you for your ticketless state.*
 - ☐ Stowaways will be grounds for your entire vehicle and all people in that vehicle to be turned away, no matter if everyone else has a ticket
- Non-registered recreation vehicles
 - ☐ ATVs, scooters, motorcycles (that are not transportation to event)
 - ☐ Mutant Vehicles that have not been pre-registered
 - ☐ Mobility aids, such as scooters, for individuals with mobility restrictions or impairments are allowed. Email DMV at freezerburndmv@gmail.com for a handicap placard and registration before **June 5**
- Hazardous items (including hand-held lasers)
- Glass containers, explosives, aerial flares, rockets or fireworks, firearms of any kind including BB guns, air rifles, or paintball guns (see Fire Safety, pg 15, for pre-approved fire related items)
- Items that create MOOP (Matter Out Of Place)
 - ☐ Feathers (boas, headdresses, etc.), tinsel, glued-on sparkly things, carpets without treated edges, or anything that will break up and/or blow away (styrofoam, excessive paper, etc.)
- Weapons

YOU CANNOT BRING:

- Dogs/Non-human pets of any kind
- People without tickets
- Weapons (you will not need an axe)
- Fireworks
- Hand-held lasers
- Drones

PACKING CHECKLIST

You MUST BRING

- Your ticket and Photo ID
- Adequate fresh water for 5 days for drinking, washing, and cooking
- A reusable water bottle to keep with you at all times
- Adequate food & beverages for 6 days: there are no food vendors
- A first-aid kit
- Shelter (at least a tent)
- Warm clothing for evenings
- Rain gear to keep dry
- Warm bedding
- Garbage and recycling bags
- Containers to collect and carry out grey water
- Flashlight, headlamp, and extra batteries
- Sunscreen/sunblock, sunglasses
- Bug repellent
- Portable ashtrays if you smoke (e.g. mint tin that closes securely).
Leave no trace!
- Fire extinguisher to protect your camp
- Common sense, an open mind, and a positive attitude!

STRONGLY SUGGEST You BRING

- A travel mug, plate and utensils
- Wind and shade structure
- A hat and rubber boots
- A cooking stove and cookware
- Towels
- Single-ply toilet paper
- Ear plugs
- Costumes
- If you bring a bike, light it up to make yourself seen for nighttime travel
- A camp marker to find your camp at night
- Neon flagging tape to mark your tent ropes / pegs for nighttime pedestrians

DO NOT BRING (see **detailed list** on *pg 16* for more information)

- X Illegal substances
- X Dogs/Other Pets
- X People without tickets
- X Non-registered recreation vehicles
- X Hazardous items (including hand-held lasers)
- X Glass containers, explosives, aerial flares, rockets or fireworks, firearms of any kind including BB guns, air rifles, or paintball guns (see **Fire Safety**, *pg 19*, for details on fire related items you are permitted to bring, some with pre-approval)
- X Items that create MOOP
- X Drones
- X Weapons

SECTION 5: GET THERE AND GET IN

GEOGRAPHIC LOCATION

Freezer Burn is hosted on a private rural ranch between Edmonton and Calgary. The exact location is provided with your ticket purchase. Ticket buyers will receive emailed directions approximately one week before the event.

CARPPOOL / RIDE-SHARING

Carpooling / ride-sharing is encouraged, but is your responsibility to organize. We recommend attending pre-Freezer Burn events to make friends and coordinate rides early. Please ensure that you have clear plans for how to exit the event on-time with all of your gear if you choose to ride-share.

PARKING

Camping space is limited. All vehicles not used as a main camping shelter **MUST** be parked in a designated parking area. Vehicles that will be your sleeping structure must have a **Vehicle Sleeping Pass**. Please ask for your Vehicle Sleeping Pass at Gate or from a Placement volunteer. Vehicles in the camping area without a Vehicle Sleeping Pass, or with a Vehicle Sleeping Pass yet obviously not sleeping structures, will be towed at the owner's expense.

GATE HOURS

Do not show up early! Do not park on the road!

- **Wednesday June 15** (Early entry for pre-approved set-up/DPW individuals only): 10 am to 7 pm
- **Thursday June 16**: 10 am to 10 pm
- **Friday June 17**: 10 am to 10 pm
- **Saturday June 18**: 10 am to 8 pm
- **Sunday June 19**: 10 am to 8 pm
- **Monday June 20**: Exodus only, no new entry. Starting at 9 am, all participants must be off the property by 3 pm (except the final LNT crew, and those pre-approved)

VEHICLE SEARCH

Upon arrival, all vehicles are subject to searches (for safety and accountability). Gate will be looking for things you cannot bring into Freezer Burn.

GATE

Please be respectful of our neighbours and hosts: plan to arrive or depart **ONLY** within Gate hours. Thursday at 10 am is the earliest you can show up! If you arrive outside of Gate hours you will be turned away and should **NEVER** park on the public road or a neighbour's property to wait for the Gate to open. If you need to exit outside of Gate hours, we have a procedure for that too (see **How to Exit After Hours below!**)

Ready for Gate? Get your photo ID out, and be ready to read and sign a waiver. Stay in your vehicle unless otherwise directed by a Gate volunteer. Ain't no huggin' at Gate!

Photo ID:

You need to present your government issued photo ID with your ticket. Accepted photo ID includes Driver's License, Status Card or Passport.

Re-Entry Fee:

We encourage you to bring everything you need with you so that you don't have to leave during Freezer Burn (see **Packing Checklist**, pg 12). Should you have to leave the grounds there is a **\$20 CASH re-entry fee** per vehicle each time.

How to Exit After Hours:

It is unsafe and prohibited to drive unregistered vehicles through the campground between dusk and morning. If you need to exit the grounds please do so during Gate hours unless you've made arrangements with First Response. For example, you may need to leave after the Temple Burn. If so, pack your vehicle before dusk and park it near the Greeter Station in the designated After Hours Exit area. When you're ready to leave, go to First Response and arrange for Oracle to radio the House and Gate to facilitate your exit. Only then can you slowly and safely drive through to the house and yard. If you have an emergency and need to leave suddenly after hours, **ALWAYS** go to First Response to facilitate your safe and efficient exit.

We want you to get home safely. **If you are driving, please be sober and alert.**

WRISTBANDS

All participants will receive a wristband that **MUST BE WORN ALL WEEKEND**. Participants found **NOT** wearing a wristband risk being removed from the event. Keep your ticket stub/code, just in case you lose your wristband. **See Oracle or Gate if you lose your wristband.** Those under 18 will have a distinctive wristband as well.

GREETER STATION

- Now you can get out of your vehicle!
- Give your volunteers a hug!
- Let the Greeters know if you are with a Theme Camp or not, (these are mapped out in advance) or would like the kids area, adult area, quiet area, etc.
- Receive a Fraya map and an official sticker.

SECTION 6: ENJOY THE FESTIVAL SAFELY

FIRE SAFETY

At Freezer Burn, **we all need to work together on fire safety.** Fires in campgrounds can spread very quickly. We have only limited ability to fight fires, so preventing them is our first priority.

Perimeters and Safety At All Burns and Propane Flame Effects

During the burning of any large scale art (e.g. Effigy and Temple), volunteers will be working to keep everyone safe and outside of the burn perimeters. Please show them respect and do not cross the burn perimeter lines.

Remember that most Fraya costumes and fire do not mix! Be careful with fancy costumes around open flames. Fun fur melts to skin... NOT FUN.

Fire Art Safety

- Anything that has an open flame (propane fire pits, candles, tiki torches, etc.) not designed for cooking needs to be checked and approved by the Fire Art Safety Team (FAST-FB). If you are planning on bringing any art or special effect that has an open flame, please get in touch with Fire Safety at freezerburnfiresafety@gmail.com to get it registered. Unapproved stuff will not be permitted.
- Fire spinning is permitted in designated areas at certain times—check *What Where When* guide for when and where to spin. Talk to Oracle at First Response to get a Firespinner pass.
- NO fires at your camp. (Gather at designated fire pits instead.)
- Camp stoves and BBQs are permitted, but must be attended at all times and kept a safe distance from tents.
- Do NOT smoke in your tents!



FREEZER BURN 2019 EFFIGY

Fire Emergencies

In case of a fire emergency, call out for a Ranger and let people know that there is a fire emergency! With a limited ability to fight fires on site, a speedy response is essential.

EFFIGY

Burn Time: Saturday night (after sundown; which could be as late as 11 pm)
Please respect the time and effort to build the art piece. **Do Not Climb the Art** (unless specifically invited by the builder or via a sign posted by the builder). Do not smoke near, use open flame, or otherwise intentionally damage the Effigy.

Once the Safety Perimeter is set **NOBODY MAY CROSS THE AUDIENCE PERIMETER SAFETY LINE UNLESS THEY ARE PRE-APPROVED**. If you'd like to be involved in this year's burn, contact Effigy Leads at freezerburneffigy@gmail.com early in the build process.

TEMPLE

Burn Time: Sunday night (after sundown; which could be as late as 11 pm)

- A quiet, reverent place to be present, reflect, contemplate, release, etc.
- Also a place to leave notes/offerings on (or in) which will be burned with the Temple
- Please secure offerings from blowing away, getting wet, etc.

Mutant Vehicles (AKA ART CARS)

You must complete the application and receive approval from the DMV—apply at www.freezerburn.org (Mutant Vehicle Application page).

Approved Mutant Vehicles:

- MUST be inspected by DMV once on site; display a DMV issued license plate
- MUST abide 5 km/hr speed limit
- MUST yield to everyone
- MUST have a sober driver when moving


Please do not try to run and jump onto a moving art car; instead feel free to wave, holler, dance, wiggle, or offer treats until an art car comes to a complete stop and invites you aboard. If you'd like to get off of a moving vehicle, ask the driver to stop first.

AMPLIFIED SOUND

- Regardless of how big or small, all Theme Camps, Mutant Vehicles (aka Art Cars) or Event using amplified sound MUST register and get a sound permit
- Register at www.freezerburn.org (Sound Camp registration page)

Sound is an important part and integral medium for much of the artistic expression, both highly encouraged and appreciated by the Freezer Burn community. Here's details:

- **Three Levels of Sound:**
 - ☐ Large sound based camps
 - ☐ Other Theme Camps (using sound but not audible more than one camp away)
 - ☐ Campers and their mobile sound devices
- **Sound Policy:** Designed to inform what the limits and guidelines are to protect ears and future events—for a copy, please visit www.freezerburn.org (Sound Camp registration page)
- **The Sound Marshall:** Establishes decibel level and monitors all Sound Camps—if your camp violates the decibel level you could lose your permit for the weekend



LEAVING NO TRACE

We love you... but... you must be off property and out of the Gate by 3 pm Monday.

This allows DPW and LNT volunteers time to finish site restoration.

- We must leave the site in better condition than we found it, leaving zero evidence of our presence
- Please remove ALL items you bring including:
 - ☒ Trash
 - ☒ Recycling
 - ☒ Food Waste
 - ☒ Grey Water (DO NOT drain on site!)
 - ☒ Cigarette butts/other litter-y remnants around you
- In the spirit of Matter Out Of Place (MOOP), please pick up anything that should not be on the ground. (Many hands make light work!)
- As you leave, please DO NOT leave anything at the side of the road! Source sani dumps before you arrive/leave and dump grey water there
- Do your part! If you enjoyed the common areas and the stages, do a MOOP sweep of those areas before you leave
- When you walk the paths, the parking lots, and camping areas during the event, keep an eye out and pick up MOOP

THANK YOU FOR TAKING THE TIME TO READ
THE FREEZER BURN 2022 SURVIVAL GUIDE!
WE HOPE YOU HAVE A GREAT BURN!



SECTION 7: VOLUNTEER

In advance of the event, send an email to freezerburnvolunteers@gmail.com to get involved! At event, please check in with the Oracle and we will direct you to ways you can help on-site.

TEAM LEADS

PRODUCTION

Producers: Trashy, Zuul, Partytime, Cadillac

ORGANIZATION

Finance Leads: Trayce, Kimbo

Finance Mentor: Diggy Shakes

Volunteer Coordinators: Amanda, Bambi, Dustin

Ticket Leads: Jazmine, Conn, Kaylin

ARTery Lead: Glamazon

ARTery Mentor: Tukk

Art Grants Lead: Stephanie

Art Grants Finance: Keri, Diggy Shakes

Art Grant Reviewer: Mary, Madame de Flouffe

FIRST RESPONSE

First Response Lead: Cadillac

Ranger Leads: Ranger Komack, Robert, Tommity

Sanctuary Leads: Tiffany, Josh

First Aid Leads: Nola, Mary

BUILDS

Effigy Build: Blaze

Temple Build: Ken

FIRE

FB-FAST Lead: Cadillac

Onsite Fire Safety: JJ

Onsite Inspections Mentor: Cubby

Perimeter Lead: Richie

Effigy Ignition Lead: Lion

Temple Ignition Lead: PyroMonkey

Art Ignition Lead: RadPanda, Kneil

RIT (Rapid Intervention) Fire Fighters: Polar Bear, Motaboy, Cubby, Drew

Ceremony Leads: Kipper, Rich

ENTRY TEAMS & INFRASTRUCTURE

DPW-Department of Public Works:

Silverfox, Viking

Gate Leads: Zuul, Just Mich, Dumptruck, Lorelei, Double T

LNT Leads: Cap'n Cook

Greeter Leads: Gigs Solo, Jem Zombee, Britt

Sound Marshall: Commander Science

Placement Leads: Superslide, Eli

Signage: Double T, Superslide, Eli

Parking: Santa Claws aka Toto, Russel

DMV: Robert

Centre Camp: Dina, Tim

COMMUNICATIONS

Communications: Lithia

Website: Conn, Kyle

Polar Bear Speaks: Lithia

Media: Viking

Survival Guide: Sunrise for 2020; edits and layout for 2022 by Lithia)

WWW: Jen, Mateus

Swag: Mari, Sgnoflake







All photos in the Survival Guide
courtesy of
Lucky Shot Photography